

USER GUIDE

Turnitin Draft Coach

Coaching from your first to final draft

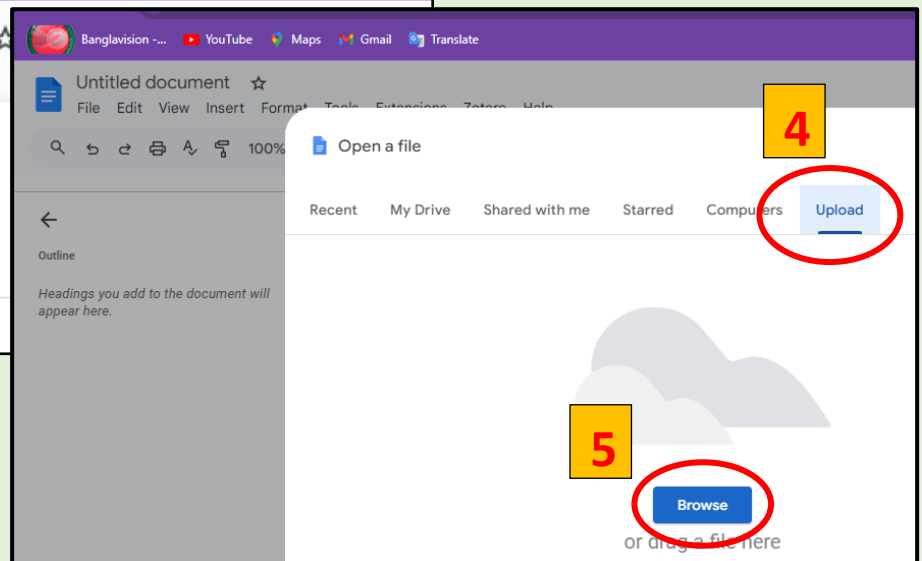
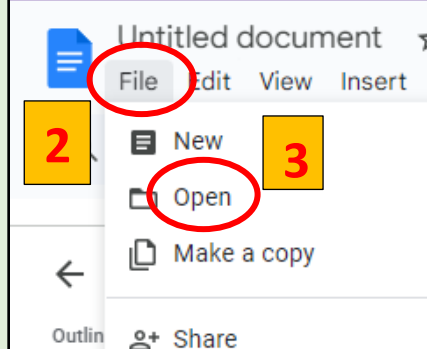

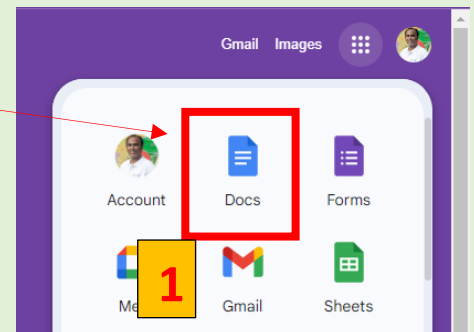
About Draft Coach:

Turnitin Draft Coach gives you access to **Turnitin Similarity Reports**, **Citations Reports**, and **Grammar Guide** right where you do your work — directly in **Google Docs** through **ULAB email domain - @ulab.edu.bd as an ULABians**.

This means that you can draft your work in Google Docs (or copy and paste it into Google Docs from another word processor) and then use the information in **Turnitin Draft Coach** to help you improve your writing prior to submitting a final copy to your instructor /teacher. The **Turnitin Draft Coach add-on** is meant to help you navigate the issues of similarity, plagiarism, and grammar as you write and revise your assignments.

How to check similarity of your document using Turnitin Draft Coach?

- Open your 'Google Docs' through ULAB Email Domin (--- @ulab.edu.bd)
- Click the 'Blank Document' and then
- Click the 'File' option on the main menu at the left side upper corner
- Click the 'Open' option on the drop-down menu and then
- Click the 'Upload' option and then
- Click the 'Browse' option for uploading your paper from your PC.



You need to wait for a few seconds until uploading your paper to the Google Docs and then you can see your uploaded in the screen.

After opening your paper on the Google Docs, you can use Turnitin Draft Coach

- Click 'Extension' on the Docs menu bar and then Turnitin Draft Coach™ in the dropdown menu
- Click "Turnitin Draft Coach"

[Please wait a few moments until uploading paper and appearing the Turnitin Draft Coach option-bar at the right side on the PC screen]

- Click 'Similarity' (1) option on the Turnitin Draft Coach menu bar and then
- Click 'Run Similarity Check' (2)
- Click 'Confirm' option (3)

[Please wait until checking the uploaded file and generating the Turnitin Draft Coach Report]

- Click 'View Full Report' option (4) and wait for a few seconds for opening the similarity report in a different tab.
- Click 'Share' Option (5)
- Click 'Download' Option (6) for downloading the report with your paper.

NOW YOU CAN USE THIS SIMILARITY REPORT.

The screenshots show the following steps:

1. Selecting the 'Similarity' tab in the Turnitin Draft Coach menu.
2. Clicking the 'Run Similarity Check' button.
3. Clicking the 'Confirm' button to start the check.
4. Clicking the 'View Full Report' button to see the results.

The final report displays an overall similarity score of 63% and lists the following sources:

Source	Similarity Score
1 www.coursehero.com (INTERNET)	10%
2 dspace.bracu.ac.bd (INTERNET)	10%
3 mocdoc.in (INTERNET)	10%
4 dspace.daffodilvarsity.edu.bd:8080 (INTERNET)	4%
5 healthmanagement.org (INTERNET)	4%
managementmania.com (INTERNET)	4%

For further assistance, please contact- library@ulab.edu.bd or ULAB Library HelpDesk- 01841 259 329

THANKS